

Geography
Higher level and standard level
Paper 2 – resource booklet

5 May 2023

Zone A afternoon | **Zone B** morning | **Zone C** morning

Instructions to candidates


- Do not open this booklet until instructed to do so.
- This booklet accompanies paper 2.



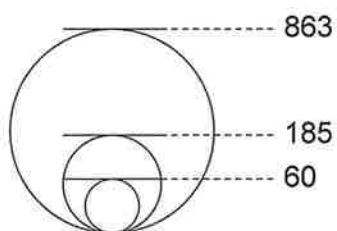
3. Global resource consumption and security

The map shows oil production and consumption for selected countries in 2016. Only the names of the 10 countries with the highest consumption are shown.

Key:

-  Production
-  Consumption

Oil-equivalent tonnes (million)





4. The infographic shows global impacts of climate change.

GLOBAL IMPACTS OF CLIMATE CHANGE

Whether you live in a...

Rural village



Small island or coastal town



Big city



...climate change **threatens** you.

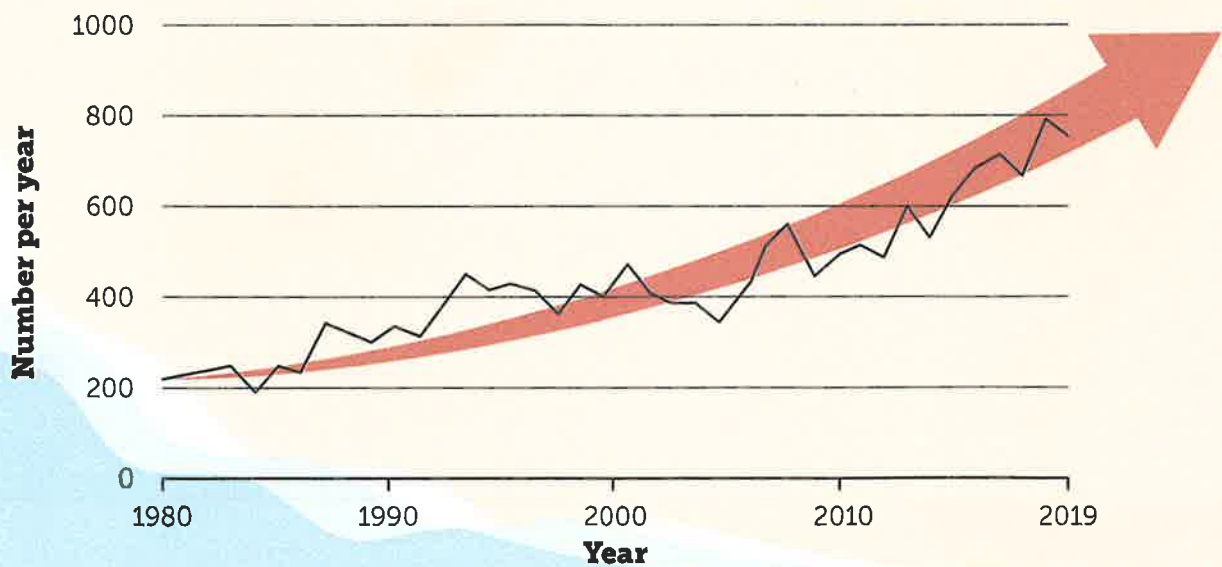


Drought, floods and heat waves **will increase**.

Vector-borne diseases **will increase** with more humidity and heat.



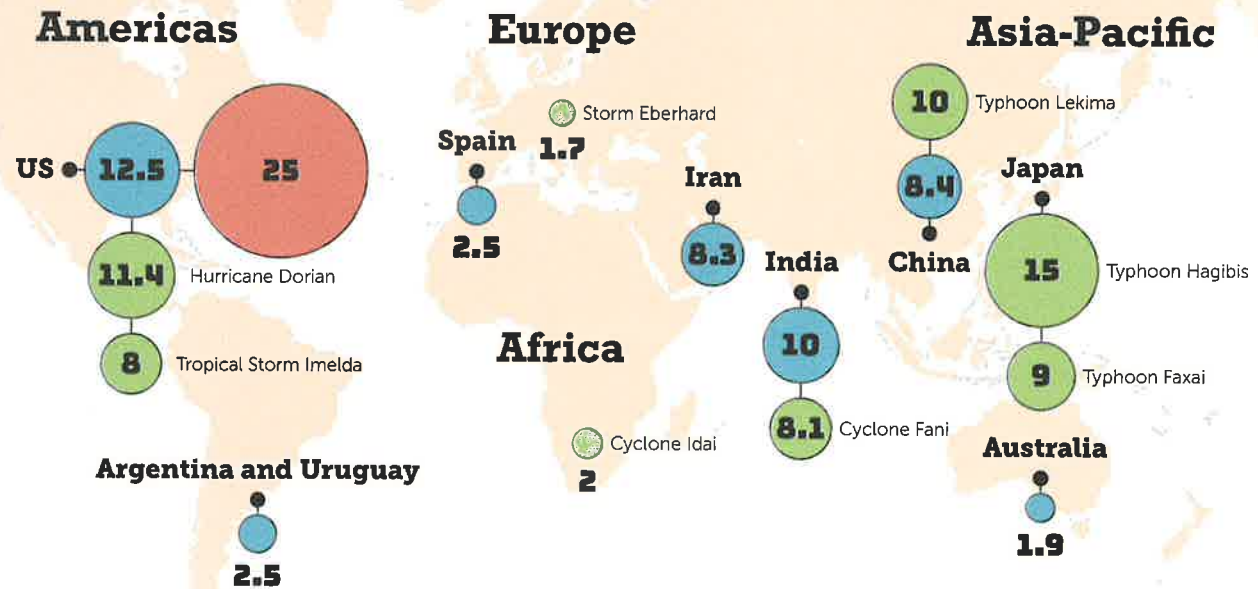
WEATHER-RELATED DISASTERS (1980-2019)



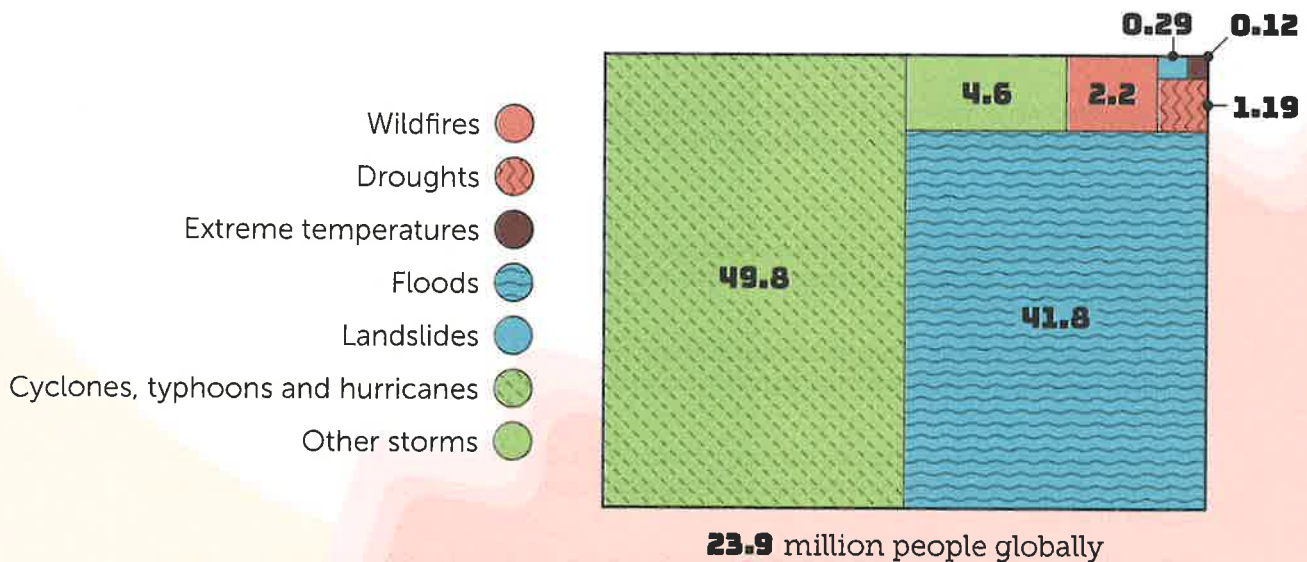
CONSEQUENCES OF EXTREME WEATHER EVENTS IN 2019

Economic cost (in US\$ billions)

- Wildfires, droughts and extreme temperatures
- Floods
- Cyclones, typhoons, hurricanes and other storms



Percentage of population internally displaced



Disclaimer:

Content used in IB assessments is taken from authentic, third-party sources. The views expressed within them belong to their individual authors and/or publishers and do not necessarily reflect the views of the IB.

References:

3. Espace Mondial l'Atlas, n.d. *Oil production and consumption, 2016*. [online] Available at: <https://espace-mondial-atlas.sciencespo.fr/en/topic-resources/map-5C26-EN-oil-production-and-consumption-2016.html> [Accessed 8 March 2022]. SOURCE ADAPTED.
4. [Global impacts of climate change] Connect4Climate, n.d. *Climate change threatens your health*. [online] Available at: <https://www.connect4climate.org/infographics/climate-change-threatens-your-health> [Accessed 8 March 2022]. SOURCE ADAPTED.

[Percentage of population internally displaced] IDMC, 2020. *Global report on internal displacement 2020*. [online] Available at: <https://www.internal-displacement.org/global-report/grid2020/> [Accessed 8 March 2020]. SOURCE ADAPTED.

[Consequences of extreme weather events in 2019] Harvey, F., 2019. Climate crisis linked to at least 15 \$1bn-plus disasters in 2019. *The Guardian*, [online] 27 December. Available at: <https://www.theguardian.com/world/2019/dec/27/climate-crisis-linked-to-at-least-15-1bn-plus-disasters-in-2019> [Accessed 8 March 2022]. SOURCE ADAPTED.

[Weather-related disasters (1980–2019)] Munich RE, n.d. *Risks posed by natural disasters*. [online] Available at: <https://www.munichre.com/en/risks/natural-disasters-losses-are-trending-upwards.html> [Accessed 8 March 2022]. SOURCE ADAPTED.





